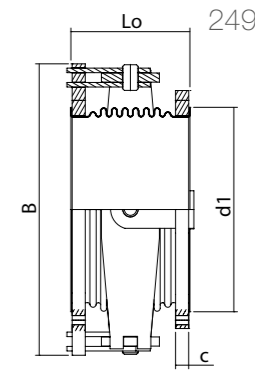


# ANGULAR EXPANSION JOINTS WITH LOOSE FLANGES & GIMBAL

AN1BK / ID no. 62

**PN 6** - with flange drilling according to EN1092-1

**Weblink: 13304**



DN Nominal diameter	MOVEMENT AN 2αN deg.	LENGTH Built-in length Lo mm	ID no.	FLANGE			ADJUSTING FORCES			WEIGHT kg	DN Nominal diameter	MOVEMENT AN 2αN deg.	LENGTH Built-in length Lo mm	ID no.	FLANGE			ADJUSTING FORCES			WEIGHT kg	
				Max. width approx. B mm	Thickness c mm	OFD* d1 mm	Cα Nm/deg.	Cp Nm/deg. bar	Cr Nm/bar						Max. width approx. B mm	Thickness c mm	OFD* d1 mm	Cα Nm/deg.	Cp Nm/deg. bar	Cr Nm/bar		
50	49	155	62.107.10	260	17	90	0,7	0,1	0,4	10,1												
50	50	255	62.107.20	260	17	90	1,4	0,2	0,4	11,1												
65	40	145	62.108.10	280	17	107	1,1	0,2	0,6	11,5												
65	50	215	62.108.20	280	17	107	2	0,3	0,6	12,3												
80	31	145	62.109.10	295	17	122	1,5	0,2	0,9	14,3												
80	44	190	62.109.20	295	17	122	2,1	0,3	0,9	14,8												
100	30	155	62.110.10	330	17	147	2,5	0,3	1,5	16,5												
100	44	195	62.110.20	330	17	147	4,1	0,4	1,5	17,3												
125	25	155	62.111.10	365	17	178	3,6	0,4	2,3	20,2												
125	41	205	62.111.20	365	17	178	6,2	0,7	2,1	21,5												
150	24	170	62.112.10	395	17	202	5,6	0,6	5,1	23,5												
150	39	250	62.112.20	395	17	202	13	1,3	5,1	26,2												
200	23	185	62.114.10	435	22	258	11	1,2	8,4	34,8												
200	37	275	62.114.20	435	22	258	22	2,3	8,4	38,7												
250	17	185	62.115.10	520	22	312	16	1,7	13	48,1												
250	31	275	62.115.20	520	22	312	33	3,4	13	53,6												
300	32	300	62.116.30	585	22	365	57	5,5	25	85,9												
350	34	345	62.117.30	595	27	410	75	7,5	30	86,4												
400	27	310	62.118.20	670	27	465	75	8,1	39	107												
450	19	285	62.119.20	730	27	520	76	9	70	125												
500	20	350	62.120.20	780	27	570	114	15	60	138												
600	21	385	62.122.20	895	37	670	202	21	86	211												
700	26	525	62.124.30	1005	37	775	412	45	113	300												
800	19	495	62.126.30	1120	42	880	492	52	211	405												

This page is intentionally left blank

\* OFD= Outside face diameter

Design code: EN 14917  
 Temperature: Calculated at 20°C (EN 1333)  
 Minimum fatigue life: 1000 cycles

Please refer to Weblink 13304 or the QR code to access online tools and online inquiry/order form and more

information about: **Primer, connection ends, inner sleeve, cover etc.**

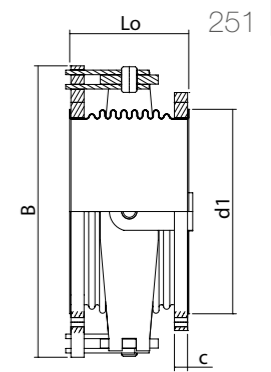


# ANGULAR EXPANSION JOINTS WITH LOOSE FLANGES & GIMBAL

AN1BK / ID no. 62

**PN 10** - with flange drilling according to EN1092-1

**Weblink: 13304**



DN Nominal diameter	MOVEMENT AN 2αN deg.	LENGTH Built-in length Lo mm	ID no.	FLANGE			ADJUSTING FORCES			WEIGHT kg	DN Nominal diameter	MOVEMENT AN 2αN deg.	LENGTH Built-in length Lo mm	ID no.	FLANGE			ADJUSTING FORCES			WEIGHT kg	
				Max. width approx. B mm	Thickness c mm	OFD* d1 mm	Ca Nm/deg.	Cp Nm/deg. bar	Cr Nm/bar						Max. width approx. B mm	Thickness c mm	OFD* d1 mm	Ca Nm/deg.	Cp Nm/deg. bar	Cr Nm/bar		
50	32	145	62.157.10	260	22	92	1	0,1	0,4	13,1												
50	50	215	62.157.20	260	22	92	1,9	0,2	0,4	13,9												
65	31	145	62.158.10	280	22	107	1,7	0,2	0,6	14,7												
65	49	215	62.158.20	280	22	107	3	0,2	0,6	15,5												
80	27	155	62.159.10	295	22	122	2,4	0,2	0,9	17,2												
80	50	240	62.159.20	295	22	122	6,4	0,4	0,9	18,8												
100	29	160	62.160.10	330	22	147	5,4	0,3	1,5	20,1												
100	35	195	62.160.20	330	22	147	6,5	0,4	1,5	20,6												
125	30	195	62.161.20	365	22	178	9,5	0,6	2,1	25,3												
125	42	280	62.161.30	365	22	178	18	1	2,1	28,4												
150	19	160	62.162.10	395	22	208	12	0,5	5,1	29,3												
150	33	245	62.162.20	395	22	208	19	1,2	5,1	31,7												
200	25	225	62.164.20	435	22	258	29	1,7	8,4	39,7												
200	39	295	62.164.30	435	22	258	49	2,4	8,2	44,2												
250	23	235	62.165.20	520	27	320	45	2,5	13	60,4												
250	33	325	62.165.30	520	27	320	79	4,1	13	68,6												
300	26	275	62.166.20	585	27	370	85	4,5	25	91,8												
350	29	325	62.167.30	610	27	410	132	6,8	29	101												
400	29	400	62.168.30	695	32	465	216	12	38	151												
450	21	330	62.169.20	750	37	520	201	10	69	189												
500	26	435	62.170.30	805	37	570	345	19	60	217												
600	19	375	62.172.20	955	43	670	376	19	120	336												

This page is intentionally left blank

\* OFD= Outside face diameter

Design code: EN 14917  
 Temperature: Calculated at 20°C (EN 1333)  
 Minimum fatigue life: 1000 cycles

Please refer to Weblink 13304 or the QR code to access online tools and online inquiry/order form and more

information about: **Primer, connection ends, inner sleeve, cover etc.**

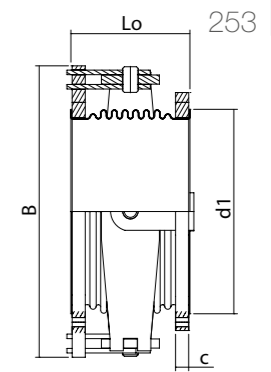


# ANGULAR EXPANSION JOINTS WITH LOOSE FLANGES & GIMBAL

AN1BK / ID no. 62

**PN 16** - with flange drilling according to EN1092-1

**Weblink: 13304**



AN

DN Nominal diameter	MOVEMENT AN 2αN deg.	LENGTH Built-in length Lo mm	ID no.	FLANGE			ADJUSTING FORCES			WEIGHT kg	DN Nominal diameter	MOVEMENT AN 2αN deg.	LENGTH Built-in length Lo mm	ID no.	FLANGE			ADJUSTING FORCES			WEIGHT kg	
				Max. width approx. B mm	Thickness c mm	OFD* d1 mm	Ca Nm/deg.	Cp Nm/deg. bar	Cr Nm/bar						Max. width approx. B mm	Thickness c mm	OFD* d1 mm	Ca Nm/deg.	Cp Nm/deg. bar	Cr Nm/bar		
50	32	145	62.207.10	260	22	92	1,6	0,1	0,4	13,1												
50	50	225	62.207.20	260	22	92	3,4	0,2	0,4	14,2												
65	28	145	62.208.10	280	22	107	2,6	0,2	0,6	14,7												
65	50	220	62.208.20	280	22	107	6,4	0,3	0,6	16,1												
80	23	155	62.209.10	295	22	122	3,8	0,2	0,9	17,2												
80	46	240	62.209.20	295	22	122	11	0,4	0,9	18,8												
100	24	160	62.210.10	330	22	147	8,5	0,3	1,5	20,1												
100	37	210	62.210.20	330	22	147	15	0,5	1,4	21,5												
125	26	190	62.211.20	365	22	178	17	0,6	2,3	25,9												
125	32	225	62.211.30	365	22	178	24	0,7	2,1	27,4												
150	23	195	62.212.20	395	22	208	25	0,8	5,2	33,2												
150	35	265	62.212.30	395	22	208	44	1,3	5	36,4												
200	25	245	62.214.20	435	27	258	57	1,7	8,4	45,6												
200	33	340	62.214.30	435	27	258	93	2,8	8,1	52,7												
250	14	225	62.215.10	560	32	320	61	1,9	18	96,3												
250	21	265	62.215.20	560	32	320	87	2,6	18	100												
300	26	345	62.216.30	585	32	375	199	5,8	25	115												
350	18	255	62.217.20	660	37	410	165	3,8	30	145												

This page is intentionally left blank

\* OFD= Outside face diameter

Design code: EN 14917  
 Temperature: Calculated at 20°C (EN 1333)  
 Minimum fatigue life: 1000 cycles

Please refer to Weblink 13304 or the QR code to access online tools and online inquiry/order form and more

information about: **Primer, connection ends, inner sleeve, cover etc.**

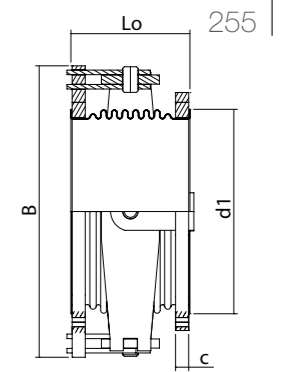


# ANGULAR EXPANSION JOINTS WITH LOOSE FLANGES & GIMBAL

AN1BK / ID no. 62

**PN 25** - with flange drilling according to EN1092-1

**Weblink: 13304**



DN Nominal diameter	MOVEMENT AN 2αN deg.	LENGTH Built-in length Lo mm	ID no.	WIDTH Max. width approx. B mm	FLANGE		ADJUSTING FORCES			WEIGHT kg	DN Nominal diameter	MOVEMENT AN 2αN deg.	LENGTH Built-in length Lo mm	ID no.	WIDTH Max. width approx. B mm	FLANGE		ADJUSTING FORCES			WEIGHT kg
					Thickness c mm	OFD* d1 mm	Cα Nm/deg.	Cp Nm/deg. bar	Cr Nm/bar							Thickness c mm	OFD* d1 mm	Cα Nm/deg.	Cp Nm/deg. bar	Cr Nm/bar	
50	26	140	62.257.10	260	22	92	2,4	0,1	0,4	13,1											
50	43	195	62.257.20	260	22	92	4,7	0,2	0,4	13,8											
65	24	140	62.258.10	280	22	107	3,7	0,2	0,5	14,7											
65	43	235	62.258.20	280	22	107	9,7	0,3	0,5	16,2											
80	23	165	62.259.10	295	22	122	8,3	0,2	0,9	17,5											
80	36	215	62.259.20	295	22	122	15	0,3	0,9	18,7											
100	20	155	62.260.10	330	22	147	16	0,3	1,5	21,3											
100	30	210	62.260.20	330	22	147	23	0,5	1,4	22,4											
125	19	180	62.261.10	365	22	178	25	0,5	2,1	27,0											
125	29	220	62.261.20	365	22	178	42	0,7	2,1	29,4											
150	16	190	62.262.10	395	27	208	43	0,6	5,1	39,2											
150	27	255	62.262.20	395	27	208	63	1,2	5	42,1											
200	21	250	62.264.20	485	32	258	100	1,6	12	77,0											
250	22	330	62.265.30	560	37	320	203	3,5	18	119											
300	19	315	62.266.30	650	43	375	274	4,5	25	175											
350	18	315	62.267.30	690	42	410	331	5,3	29	198											

This page is intentionally left blank

\* OFD= Outside face diameter

Design code: EN 14917  
 Temperature: Calculated at 20°C (EN 1333)  
 Minimum fatigue life: 1000 cycles

Please refer to Weblink 13304 or the QR code to access online tools and online inquiry/order form and more

information about: **Primer, connection ends, inner sleeve, cover etc.**

