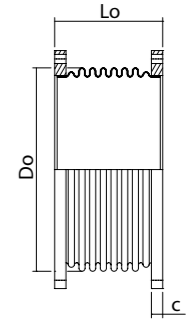


# AXIAL EXPANSION JOINTS WITH WELDED FLANGES

AX1FU / ID no. 42

PN 2,5 - with flange drilling according to EN 1092-1

WebLink: 13103



DN Nominal diameter	MOVEMENT			LENGTH Built-in length Lo mm	ID no.	FLANGE Thickness c mm	BELLOW		ADJUSTING FORCES			WEIGHT kg	DN Nominal diameter	MOVEMENT			LENGTH Built-in length Lo mm	ID no.	FLANGE Thickness c mm	BELLOW		ADJUSTING FORCES			WEIGHT kg
	AX 2δN mm	LA 2λN mm	AN 2αN deg.				Outside diameter Do mm	Eff. cross-section A cm²	AX Cδ N/mm	LA Cλ N/mm	AN Cα Nm/deg.			AX 2δN mm	LA 2λN mm	AN 2αN deg.				Outside diameter Do mm	Eff. cross-section A cm²	AX Cδ N/mm	LA Cλ N/mm	AN Cα Nm/deg.	
50	23	14	44	145	42.057.10	16	69	27,9	88	63	0,3	3,3	400	78	7	20	210	42.068.10	28	461	1478	107	2550	15	44,7
50	38	39	50	215	42.057.20	16	69	27,9	54	14	0,4	3,4	400	130	20	34	280	42.068.20	28	461	1478	65	551	21	46,7
65	27	12	40	135	42.058.10	16	87	46,0	82	115	0,4	4,0	400	183	45	48	390	42.068.30	28	457	1459	70	259	32	54,9
65	43	32	50	205	42.058.20	16	87	46,0	80	37	0,6	4,5	450	74	6	17	210	42.069.10	30	511	1842	110	4020	18	54,7
80	26	6	29	130	42.059.10	18	114	79,4	109	386	0,6	6,4	450	124	17	29	285	42.069.20	30	511	1842	66	795	26	57,0
80	43	17	49	170	42.059.20	18	114	79,4	66	86	0,7	6,6	450	191	42	45	390	42.069.30	30	510	1832	68	332	40	66,2
80	65	39	50	230	42.059.30	18	114	79,4	44	24	1,1	6,7	500	82	6	17	235	42.070.10	30	566	2263	131	4200	26	57,8
100	37	7	32	135	42.060.10	18	145	131	95	507	0,8	7,2	500	140	20	29	330	42.070.20	30	564	2254	75	734	38	61,6
100	53	15	47	170	42.060.20	18	144	130	64	138	1,1	7,3	500	211	46	45	440	42.070.30	30	564	2248	79	338	55	71,7
100	92	46	50	245	42.060.30	18	144	129	59	39	1,7	8,4	600	75	5	13	270	42.072.10	32	679	3257	214	11200	43	79,0
125	38	6	28	140	42.061.10	20	171	188	93	790	1,2	9,5	600	132	15	23	360	42.072.20	32	679	3257	123	1900	56	82,8
125	65	18	48	190	42.061.20	20	171	187	85	211	1,8	10,1	600	207	38	36	480	42.072.30	32	679	3257	78	477	82	88,6
125	97	50	50	285	42.061.30	20	172	186	71	62	3,1	12,2	700	73	4	11	235	42.074.10	24	777	4335	221	16700	59	71,1
150	41	5	25	155	42.062.10	20	204	271	113	1070	1,9	10,5	700	131	13	20	325	42.074.20	24	778	4341	124	2830	75	75,5
150	83	24	50	230	42.062.20	20	204	271	57	110	3,1	11,1	700	220	35	33	465	42.074.30	24	781	4358	76	627	110	84,4
150	123	73	50	380	42.062.30	20	203	266	70	46	6,1	14,5	800	62	2	8	230	42.076.10	37	886	5654	268	50100	79	132
200	57	7	27	165	42.064.10	22	257	442	87	879	3,4	15,1	800	124	9	16	320	42.076.20	37	886	5654	134	5270	87	137
200	92	24	44	250	42.064.20	22	259	441	104	324	6	18,6	800	219	31	29	470	42.076.30	37	884	5640	76	882	141	144
200	114	37	50	285	42.064.30	22	259	444	54	113	7	17,6	900	63	2	7	250	42.078.10	37	990	7110	265	64900	99	146
250	50	5	19	170	42.065.10	24	309	663	92	1780	5,3	19,8	900	126	8	15	340	42.078.20	37	990	7110	133	6840	109	149
250	109	28	42	290	42.065.20	24	314	673	56	205	11	22,5	900	211	24	25	460	42.078.30	37	990	7110	80	1420	163	160
250	149	56	50	380	42.065.30	24	313	667	64	118	15	28,0	1000	66	2	7	260	42.080.10	42	1096	8749	255	77700	121	177
300	63	6	21	185	42.066.10	24	365	927	124	2870	8,1	26,9	1000	115	5	12	320	42.080.20	42	1098	8765	149	13400	122	183
300	118	18	39	235	42.066.20	24	370	943	46	330	11	27,4	1000	211	22	22	470	42.080.30	42	1093	8724	80	1850	200	193
300	159	53	50	395	42.066.30	24	365	923	61	152	22	35,9	1200	80	2	7	235	42.082.10	42	1264	11794	215	52800	157	205
350	54	3	16	155	42.067.10	26	404	1132	87	4010	7,6	35,9	1200	136	8	12	325	42.082.20	42	1264	11813	128	9570	203	213
350	117	16	35	230	42.067.20	26	402	1126	45	415	13	37,7	1200	211	22	19	480	42.082.30	42	1259	11765	84	2160	323	224
350	167	48	50	385	42.067.30	26	400	1113	60	189	25	46,9													

To be continued...

Design code: EN 14917  
 Temperature: Calculated at 20°C (EN 1333)  
 Minimum fatigue life: 1000 cycles

**Important:** The movements should be considered alternatives. The total accumulated coefficient of utilisation cannot exceed 1.

Please refer to WebLink 13103 or the QR code to access online tools and online inquiry/order form and more

information about: **Primer, connection ends, inner sleeve, cover etc.**

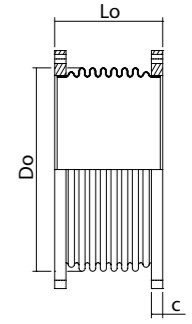


# AXIAL EXPANSION JOINTS WITH WELDED FLANGES

AX1FU / ID no. 42

PN 2,5 - with flange drilling according to EN 1092-1

**Weblink: 13103**



DN Nominal diameter	MOVEMENT			LENGTH Built-in length Lo mm	ID no.	FLANGE Thickness c mm	BELLOW		ADJUSTING FORCES			WEIGHT kg	DN Nominal diameter	MOVEMENT			LENGTH Built-in length Lo mm	ID no.	FLANGE Thickness c mm	BELLOW		ADJUSTING FORCES			WEIGHT kg			
	AX 2δN mm	LA 2λN mm	AN 2αN deg.				Outside diameter Do mm	Eff. cross-section A cm <sup>2</sup>	AX Cδ N/mm	LA Cλ N/mm	AN Cα Nm/deg.			AX 2δN mm	LA 2λN mm	AN 2αN deg.				Outside diameter Do mm	Eff. cross-section A cm <sup>2</sup>	AX Cδ N/mm	LA Cλ N/mm	AN Cα Nm/deg.				
1400	62	1	4	220	42.084.10	42	1466	15980	295	188200	232	233																
1400	96	3	7	265	42.084.20	42	1464	15980	194	43000	229	237																
1400	179	12	14	385	42.084.30	42	1464	15958	103	6410	335	251																
1600	59	1	4	215	42.086.10	47	1664	20750	336	300600	308	324																
1600	95	3	6	275	42.086.20	47	1664	20776	212	63000	301	329																
1600	178	10	12	395	42.086.30	47	1664	20750	112	9450	437	344																
1800	56	1	3	225	42.088.10	52	1864	26142	386	442300	402	396																
1800	94	2	5	285	42.088.20	52	1864	26199	231	88500	385	404																
1800	170	9	10	405	42.088.30	52	1864	26142	128	14400	554	422																
2000	53	0	3	225	42.090.10	52	2061	32204	454	653200	519	441																
2000	88	2	4	285	42.090.20	52	2061	32204	273	132200	488	447																
2000	159	7	9	405	42.090.30	52	2061	32204	152	21900	690	466																
2200	65	0	3	240	42.092.10	57	2260	38865	424	646600	670	572																
2200	109	2	5	300	42.092.20	57	2260	38865	254	133500	610	584																
2200	197	8	10	420	42.092.30	57	2260	38865	141	22600	847	609																

This page is intentionally left blank

Design code: EN 14917  
 Temperature: Calculated at 20°C (EN 1333)  
 Minimum fatigue life: 1000 cycles

**Important:** The movements should be considered alternatives. The total accumulated coefficient of utilisation cannot exceed 1.

Please refer to Weblink 13103 or the QR code to access online tools and online inquiry/order form and more

information about: **Primer, connection ends, inner sleeve, cover etc.**

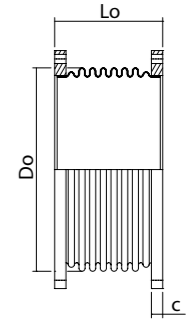


# AXIAL EXPANSION JOINTS WITH WELDED FLANGES

AX1FU / ID no. 42

PN 6 - with flange drilling according to EN 1092-1

WebLink: 13103



DN Nominal diameter	MOVEMENT			LENGTH Built-in length Lo mm	ID no.	FLANGE Thickness c mm	BELLOW		ADJUSTING FORCES			WEIGHT kg	DN Nominal diameter	MOVEMENT			LENGTH Built-in length Lo mm	ID no.	FLANGE Thickness c mm	BELLOW		ADJUSTING FORCES			WEIGHT kg
	AX 2δN mm	LA 2λN mm	AN 2αN deg.				Outside diameter Do mm	Eff. cross-section A cm²	AX Cδ N/mm	LA Cλ N/mm	AN Cα Nm/deg.			AX 2δN mm	LA 2λN mm	AN 2αN deg.				Outside diameter Do mm	Eff. cross-section A cm²	AX Cδ N/mm	LA Cλ N/mm	AN Cα Nm/deg.	
50	23	14	44	145	42.107.10	16	69	27,9	88	63	0,6	3,3	400	65	7	17	230	42.118.10	28	453	1451	114	2330	36	44,7
50	41	49	50	245	42.107.20	16	69	27,9	78	15	1,1	3,7	400	117	19	31	290	42.118.20	28	458	1462	105	864	51	48,7
65	26	11	38	135	42.108.10	16	87	46,0	84	115	0,8	4,0	400	147	42	39	440	42.118.30	28	455	1441	145	496	88	64,9
65	43	32	50	205	42.108.20	16	87	46,0	81	37	1,4	4,5	450	54	4	12	215	42.119.10	30	510	1836	179	7000	42	56,2
80	25	6	28	130	42.109.10	18	114	79,4	110	386	1,1	6,4	450	90	11	21	270	42.119.20	30	514	1851	107	1720	57	57,6
80	42	17	47	170	42.109.20	18	114	79,4	66	86	1,6	6,6	450	157	34	37	395	42.119.30	30	513	1830	140	750	95	77,5
80	59	37	50	235	42.109.30	18	114	77,3	100	53	2,4	7,5	500	61	5	13	235	42.120.10	30	568	2273	196	7560	56	60,7
100	35	6	31	135	42.110.10	18	145	131	94	507	1,7	7,2	500	108	16	23	335	42.120.20	30	567	2269	112	1250	91	63,8
100	53	15	47	175	42.110.20	18	144	129	98	191	2,5	7,8	500	171	36	36	435	42.120.30	30	569	2259	161	819	130	84,4
100	76	42	50	260	42.110.30	18	145	127	118	79	4,5	9,8	600	63	5	11	285	42.122.10	32	666	3191	237	8800	98	79,0
125	35	5	25	140	42.111.10	20	171	188	92	790	2,4	9,5	600	131	16	23	350	42.122.20	32	681	3256	185	2460	133	89,3
125	62	17	46	190	42.111.20	20	171	187	85	211	3,9	10,1	600	189	34	33	455	42.122.30	32	679	3235	180	1140	188	99,9
125	82	43	50	290	42.111.30	20	170	182	111	101	7,2	12,7	700	57	4	8	270	42.124.10	24	762	4248	279	14500	135	71,1
150	38	5	23	155	42.112.10	20	204	271	112	1070	3,9	10,5	700	121	12	18	335	42.124.20	24	776	4316	201	4200	178	85,3
150	65	20	40	235	42.112.20	20	204	267	131	295	7,9	12,6	700	195	33	30	475	42.124.30	24	775	4298	175	1390	277	107
150	103	53	50	340	42.112.30	20	204	262	152	126	13	16,7	800	68	3	9	265	42.126.10	37	878	5586	364	35700	161	134
200	51	6	24	165	42.114.10	22	257	442	86	879	7,4	15,1	800	119	11	16	360	42.126.20	37	878	5586	208	6120	230	142
200	88	23	42	250	42.114.20	22	259	441	106	324	14	18,6	800	208	28	28	465	42.126.30	37	885	5618	171	1980	327	169
200	110	38	50	305	42.114.30	22	259	435	154	270	18	23,1	900	65	3	7	265	42.128.10	37	979	7011	390	50800	205	149
250	46	5	18	170	42.115.10	24	309	663	94	1780	12	19,8	900	116	9	14	360	42.128.20	37	980	7019	218	8460	289	157
250	86	18	33	255	42.115.20	24	314	670	109	579	21	23,8	900	199	24	24	465	42.128.30	37	986	7047	178	2840	411	188
250	111	37	44	350	42.115.30	24	310	656	117	288	32	28,6	1000	62	2	6	280	42.130.10	42	1080	8599	424	65400	261	185
300	58	5	19	185	42.116.10	24	365	927	127	2870	17	26,9	1000	109	8	11	370	42.130.20	42	1080	8599	242	12200	358	194
300	84	12	28	220	42.116.20	24	364	924	87	858	24	28,3	1000	211	23	23	490	42.130.30	42	1092	8679	171	3390	499	224
300	115	24	38	280	42.116.30	24	370	933	121	636	34	34,9	1200	66	3	6	285	42.132.10	47	1248	11652	452	68000	397	281
350	55	4	16	175	42.117.10	26	396	1104	131	4250	20	37,0	1200	114	8	10	380	42.132.20	47	1251	11681	254	14000	554	293
350	89	11	27	220	42.117.20	26	398	1110	83	1060	28	39,6	1200	214	22	20	480	42.132.30	47	1263	11781	175	4320	749	329
350	123	27	37	320	42.117.30	26	400	1108	112	570	46	45,9													

Design code: EN 14917  
 Temperature: Calculated at 20°C (EN 1333)  
 Minimum fatigue life: 1000 cycles

**Important:** The movements should be considered alternatives. The total accumulated coefficient of utilisation cannot exceed 1.

Please refer to WebLink 13103 or the QR code to access online tools and online inquiry/order form and more

information about: **Primer, connection ends, inner sleeve, cover etc.**

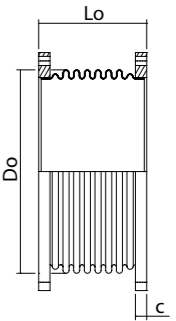


# AXIAL EXPANSION JOINTS WITH WELDED FLANGES

AX1FU / ID no. 42

**PN 10** - with flange drilling according to EN 1092-1

**Weblink: 13103**



DN Nominal diameter	MOVEMENT			LENGTH Built-in length Lo mm	ID no.	FLANGE Thickness c mm	BELLOW		ADJUSTING FORCES			WEIGHT kg	DN Nominal diameter	MOVEMENT			LENGTH Built-in length Lo mm	ID no.	FLANGE Thickness c mm	BELLOW		ADJUSTING FORCES			WEIGHT kg
	AX 2δN mm	LA 2λN mm	AN 2αN deg.				Outside diameter Do mm	Eff. cross-section A cm²	AX Cδ N/mm	LA Cλ N/mm	AN Cα Nm/deg.			AX 2δN mm	LA 2λN mm	AN 2αN deg.				Outside diameter Do mm	Eff. cross-section A cm²	AX Cδ N/mm	LA Cλ N/mm	AN Cα Nm/deg.	
25	12	9	40	120	42.154.10	16	40	9,2	96	41	0,3	2,3	350	37	2	11	175	42.167.10	30	399	1110	257	11700	31	49,0
32	15	8	41	110	42.155.10	18	50	13,6	89	68	0,3	3,8	350	82	10	24	225	42.167.20	30	407	1129	171	2240	45	52,4
40	19	16	46	160	42.156.10	18	55	17,0	102	39	0,6	4,4	350	106	21	32	305	42.167.30	30	400	1103	170	1030	69	59,0
50	18	9	34	135	42.157.10	20	69	27,9	110	116	0,8	5,8	400	47	3	12	190	42.168.10	32	459	1459	357	17600	46	63,0
50	31	28	50	205	42.157.20	20	69	27,9	105	34	1,3	6,2	400	93	15	24	305	42.168.20	32	459	1461	159	1440	87	68,1
65	25	11	37	145	42.158.10	20	87	46,0	85	112	1,4	6,6	400	123	27	32	375	42.168.30	32	458	1443	228	1160	115	80,1
65	36	25	50	200	42.158.20	20	86	45,4	98	54	2,1	7,0	450	66	6	15	235	42.169.10	36	508	1818	255	7610	70	78,4
80	23	5	26	130	42.159.10	20	114	79,4	111	431	1,7	7,6	450	101	14	23	305	42.169.20	36	515	1838	215	2590	105	86,8
80	33	11	37	160	42.159.20	20	114	78,4	128	231	2,3	8,0	450	143	34	34	440	42.169.30	36	515	1822	247	1160	174	110
80	46	29	50	240	42.159.30	20	113	76,7	127	86	4	8,8	500	39	2	8	210	42.170.10	38	562	2236	531	52900	78	90,5
100	30	5	26	135	42.160.10	22	144	130	95	490	2,8	9,5	500	96	10	20	295	42.170.20	38	568	2254	296	4960	115	99,3
100	43	13	39	175	42.160.20	22	141	126	107	239	4	10,1	500	141	26	30	410	42.170.30	38	569	2249	251	1670	186	112
100	57	32	50	270	42.160.30	22	140	122	152	125	7,2	11,6	600	42	2	7	240	42.172.10	37	660	3147	663	61900	133	105
125	30	4	22	135	42.161.10	22	170	187	96	806	4	11,7	600	106	11	19	340	42.172.20	37	669	3183	327	5710	197	115
125	45	11	33	175	42.161.20	22	168	183	105	364	5,8	12,1	600	175	37	31	525	42.172.30	37	678	3208	295	1570	364	153
125	63	27	47	255	42.161.30	22	169	181	144	197	9,9	14,2	700	62	3	9	285	42.174.10	42	772	4280	536	35000	205	160
150	28	3	17	145	42.162.10	24	203	268	220	3130	6	15,7	700	109	12	16	380	42.174.20	42	772	4280	306	6240	300	169
150	61	17	37	225	42.162.20	24	206	270	139	364	12	17,4	700	183	30	28	495	42.174.30	42	784	4327	294	2470	440	205
150	71	33	45	325	42.162.30	24	198	256	172	207	19	19,2													
200	35	4	17	160	42.164.10	24	257	437	251	4320	12	20,9													
200	67	13	32	210	42.164.20	24	262	446	139	673	18	22,5													
200	91	26	44	275	42.164.30	24	259	435	185	440	25	26,5													
250	35	3	13	165	42.165.10	26	313	667	258	7340	18	26,6													
250	65	10	25	210	42.165.20	26	317	677	142	1340	26	28,6													
250	95	24	37	300	42.165.30	26	313	659	180	632	42	35,3													
300	39	3	12	165	42.166.10	26	368	932	238	9020	25	32,0													
300	91	16	30	250	42.166.20	26	370	933	150	1130	46	36,7													
300	115	28	38	325	42.166.30	26	373	930	200	805	65	47,2													

Design code: EN 14917  
 Temperature: Calculated at 20°C (EN 1333)  
 Minimum fatigue life: 1000 cycles

**Important:** The movements should be considered alternatives. The total accumulated coefficient of utilisation cannot exceed 1.

Please refer to Weblink 13103 or the QR code to access online tools and online inquiry/order form and more

information about: **Primer, connection ends, inner sleeve, cover etc.**

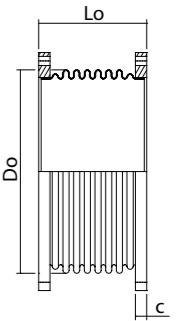


# AXIAL EXPANSION JOINTS WITH WELDED FLANGES

AX1FU / ID no. 42

**PN 16** - with flange drilling according to EN 1092-1

**Weblink: 13103**



DN Nominal diameter	MOVEMENT			LENGTH Built-in length Lo mm	ID no.	FLANGE Thickness c mm	BELLOW		ADJUSTING FORCES			WEIGHT kg	DN Nominal diameter	MOVEMENT			LENGTH Built-in length Lo mm	ID no.	FLANGE Thickness c mm	BELLOW		ADJUSTING FORCES			WEIGHT kg
	AX 2δN mm	LA 2λN mm	AN 2αN deg.				Outside diameter Do mm	Eff. cross-section A cm <sup>2</sup>	AX Cδ N/mm	LA Cλ N/mm	AN Cα Nm/deg.			AX 2δN mm	LA 2λN mm	AN 2αN deg.				Outside diameter Do mm	Eff. cross-section A cm <sup>2</sup>	AX Cδ N/mm	LA Cλ N/mm	AN Cα Nm/deg.	
25	12	9	40	120	42.204.10	16	40	9,2	97	41	0,4	2,3	400	45	4	12	225	42.218.10	38	458	1451	464	15700	80	80,2
32	15	8	41	110	42.205.10	18	50	13,6	89	68	0,5	3,8	400	71	10	18	290	42.218.20	38	457	1447	297	3670	119	82,7
40	18	16	44	170	42.206.10	18	55	17,0	174	56	1,1	4,5	400	97	16	25	320	42.218.30	38	462	1457	288	2300	139	89,5
50	18	9	34	135	42.207.10	20	69	27,9	111	116	1,2	5,8	450	42	3	10	235	42.219.10	42	507	1808	525	22800	103	102
50	28	27	50	215	42.207.20	20	68	27,1	173	51	2,2	6,4	450	68	8	16	300	42.219.20	42	507	1808	326	5230	151	102
65	20	8	30	135	42.208.10	20	86	45,4	107	182	1,9	6,7	450	95	14	22	330	42.219.30	42	513	1822	300	3120	175	109
65	37	27	50	210	42.208.20	20	87	45,3	176	85	3,4	7,4	500	49	4	10	285	42.220.10	46	559	2217	562	18400	158	138
80	21	5	24	130	42.209.10	20	113	78,6	119	472	2,6	7,7	500	68	8	14	340	42.220.20	46	559	2217	404	6550	207	142
80	40	21	47	210	42.209.20	20	112	74,9	190	165	5,1	8,8	500	103	15	22	375	42.220.30	46	568	2245	337	3310	243	146
100	29	5	26	140	42.210.10	22	143	128	152	712	4,5	9,6													
100	43	14	39	190	42.210.20	22	141	123	190	331	7,1	10,6													
125	19	2	14	125	42.211.10	22	170	186	198	3070	5,4	11,7													
125	40	9	29	165	42.211.20	22	173	187	163	715	8,6	12,6													
125	50	15	37	200	42.211.30	22	172	184	183	450	12	14,2													
150	24	3	14	145	42.212.10	24	205	269	330	5290	9,4	15,8													
150	40	7	24	180	42.212.20	24	208	273	202	1090	14	16,4													
150	63	19	39	245	42.212.30	24	206	265	247	500	21	19,4													
200	32	3	15	155	42.214.10	26	261	442	393	8190	17	21,7													
200	60	12	29	220	42.214.20	26	259	438	206	1030	28	23,4													
200	75	25	36	315	42.214.30	26	257	427	278	597	46	29,7													
250	34	4	13	200	42.215.10	29	309	658	269	4860	33	29,7													
250	59	9	23	235	42.215.20	29	314	666	218	1890	43	33,1													
250	80	24	31	335	42.215.30	29	312	652	282	895	74	41,0													
300	28	1	9	175	42.216.10	32	365	919	469	27100	36	40,6													
300	63	8	21	230	42.216.20	32	370	928	282	3920	55	44,9													
300	89	20	29	320	42.216.30	32	369	920	259	1270	96	55,0													
350	34	2	10	190	42.217.10	35	396	1096	406	17200	49	59,9													
350	60	7	18	230	42.217.20	35	401	1106	299	5000	67	63,8													
350	90	19	27	325	42.217.30	35	402	1103	262	1580	114	74,9													

Design code: EN 14917  
 Temperature: Calculated at 20°C (EN 1333)  
 Minimum fatigue life: 1000 cycles

**Important:** The movements should be considered alternatives. The total accumulated coefficient of utilisation cannot exceed 1.

Please refer to Weblink 13103 or the QR code to access online tools and online inquiry/order form and more

information about: **Primer, connection ends, inner sleeve, cover etc.**



