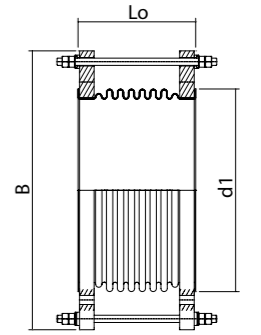


LATERAL EXPANSION JOINTS WITH LOOSE FLANGES AND TIE RODS

LA1BT / ID no. 71

PN 6 - with flange drilling according to EN1092-1

Weblink: 13202



DN Nominal diameter	MOVEMENT LA 2λN mm	LENGTH Built-in length Lo mm	ID no.	WIDTH Max. width approx. B mm	FLANGE		ADJUSTING FORCES			WEIGHT kg	DN Nominal diameter	MOVEMENT LA 2λN mm	LENGTH Built-in length Lo mm	ID no.	WIDTH Max. width approx. B mm	FLANGE		ADJUSTING FORCES			WEIGHT kg
					Thickness c mm	OFD* d1 mm	Cλ N/mm	Cp N/mm bar	Cr N/bar							Thickness c mm	OFD* d1 mm	Cλ N/mm	Cp N/mm bar	Cr N/bar	
50	16	155	71.107.10	226	17	90	27	0	8,9	5,6	400	7	250	71.118.10	642	27	465	1200	0	376	53,5
50	43	255	71.107.20	226	17	90	7,5	0	6	6,5	400	17	310	71.118.20	642	27	465	462	0	319	59,3
65	12	145	71.108.10	246	17	107	52	0	16	6,5	400	38	460	71.118.30	642	27	465	241	0	225	75,2
65	32	215	71.108.20	246	17	107	17	0	12	7,1	450	4	230	71.119.10	697	27	520	4030	0	509	61,7
80	6	145	71.109.10	276	17	122	224	0	27	8,4	450	12	285	71.119.20	697	27	520	815	0	432	64,8
80	15	190	71.109.20	276	17	122	45	0	22	8,8	450	31	415	71.119.30	697	27	520	362	0	312	84,5
80	33	255	71.109.30	276	17	122	27	0	17	9,9	500	5	265	71.120.10	747	32	570	3760	0	563	76,4
100	6	155	71.110.10	296	17	147	286	0	42	9,2	500	16	360	71.120.20	747	32	570	616	0	435	80,1
100	16	195	71.110.20	296	17	147	91	0	35	10,0	500	33	465	71.120.30	747	32	570	404	0	349	102
100	39	280	71.110.30	296	17	147	39	0	26	12,2											
125	5	165	71.111.10	326	22	178	463	0	58	13,4											
125	16	215	71.111.20	326	22	178	108	0	47	14,4											
125	40	315	71.111.30	326	22	178	48	0	33	17,7											
150	5	180	71.112.10	351	22	202	640	0	78	14,6											
150	21	260	71.112.20	351	22	202	136	0	57	16,9											
150	50	370	71.112.30	351	22	202	58	0	42	21,4											
200	7	185	71.114.10	406	22	258	492	0	123	18,7											
200	22	275	71.114.20	406	22	258	153	0	90	22,1											
200	39	330	71.114.30	406	22	258	117	0	76	26,8											
250	5	185	71.115.10	461	22	312	1030	0	185	21,9											
250	19	275	71.115.20	461	22	312	259	0	136	26,1											
250	33	370	71.115.30	461	22	312	141	0	104	31,3											
300	5	210	71.116.10	526	27	365	1750	0	235	36,8											
300	12	245	71.116.20	526	27	365	451	0	206	38,0											
300	24	310	71.116.30	526	27	365	290	0	171	44,9											
350	5	200	71.117.10	576	27	410	2120	0	291	45,5											
350	11	245	71.117.20	576	27	410	536	0	248	47,8											
350	25	345	71.117.30	576	27	410	280	0	186	56,3											

* OFD= Outside face diameter

Design code: EN 14917
 Temperature: Calculated at 20°C (EN 1333)
 Minimum fatigue life: 1000 cycles

Please refer to Weblink 13202 or the QR code to access online tools and online inquiry/order form and more

information about: **Primer, connection ends, inner sleeve, cover etc.**

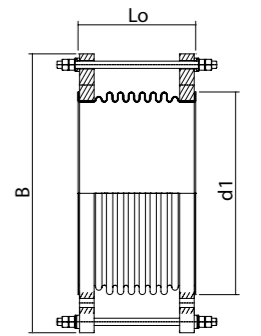


LATERAL EXPANSION JOINTS WITH LOOSE FLANGES AND TIE RODS

LA1BT / ID no. 71

PN 10 - with flange drilling according to EN1092-1

Weblink: 13202



DN Nominal diameter	MOVEMENT LA 2λN mm	LENGTH Built-in length Lo mm	ID no.	WIDTH Max. width approx. B mm	FLANGE		ADJUSTING FORCES			WEIGHT kg	DN Nominal diameter	MOVEMENT LA 2λN mm	LENGTH Built-in length Lo mm	ID no.	WIDTH Max. width approx. B mm	FLANGE		ADJUSTING FORCES			WEIGHT kg
					Thickness c mm	OFD* d1 mm	Cλ N/mm	Cp N/mm bar	Cr N/bar							Thickness c mm	OFD* d1 mm	Cλ N/mm	Cp N/mm bar	Cr N/bar	
50	11	140	71.157.10	251	18	92	47	0	9,6	7,5	400	3	210	71.168.10	683	32	465	11500	0	492	78,1
50	25	205	71.157.20	251	18	92	18	0	7,2	8,1	400	15	330	71.168.20	683	32	465	710	0	346	84,4
65	9	145	71.158.10	271	22	107	83	0	16	9,9	400	27	400	71.168.30	683	32	465	534	0	293	97,3
65	21	215	71.158.20	271	22	107	29	0	12	10,5	450	6	255	71.169.10	733	32	520	3710	0	529	87,1
80	5	155	71.159.10	286	22	122	270	0	26	11,1	450	15	320	71.169.20	733	32	520	1200	0	448	96,1
80	26	240	71.159.20	286	22	122	63	0	18	12,6	450	32	455	71.169.30	733	32	520	558	0	332	121
80	26	265	71.159.30	286	22	122	43	0	17	12,6	500	2	230	71.170.10	788	37	570	31500	0	704	107
100	6	160	71.160.10	306	22	147	434	0	40	12,7	500	10	315	71.170.20	788	37	570	2670	0	556	116
100	12	195	71.160.20	306	22	147	129	0	34	13,0	500	25	435	71.170.30	788	37	570	800	0	425	130
100	30	295	71.160.30	306	22	147	60	0	24	15,4											
125	4	155	71.161.10	336	22	178	564	0	60	14,6											
125	11	195	71.161.20	336	22	178	190	0	49	15,4											
125	25	280	71.161.30	336	22	178	95	0	37	18,2											
150	3	170	71.162.10	371	27	208	2180	0	80	21,1											
150	15	255	71.162.20	371	27	208	193	0	59	23,0											
150	31	350	71.162.30	371	27	208	104	0	43	25,0											
200	4	190	71.164.10	426	27	258	2380	0	120	27,5											
200	12	235	71.164.20	426	27	258	389	0	104	28,9											
200	24	305	71.164.30	426	27	258	222	0	81	33,1											
250	3	190	71.165.10	497	27	320	4140	0	215	34,3											
250	10	235	71.165.20	497	27	320	673	0	185	35,5											
250	23	325	71.165.30	497	27	320	310	0	139	42,6											
300	3	190	71.166.10	531	27	370	5230	0	256	39,5											
300	14	275	71.166.20	531	27	370	597	0	190	44,5											
300	26	355	71.166.30	531	27	370	386	0	153	55,6											
350	3	190	71.167.10	607	27	410	6360	0	357	54,0											
350	10	245	71.167.20	607	27	410	1170	0	299	59,5											
350	19	320	71.167.30	607	27	410	538	0	235	64,9											

* OFD= Outside face diameter

Design code: EN 14917
 Temperature: Calculated at 20°C (EN 1333)
 Minimum fatigue life: 1000 cycles

Please refer to Weblink 13202 or the QR code to access online tools and online inquiry/order form and more

information about: **Primer, connection ends, inner sleeve, cover etc.**

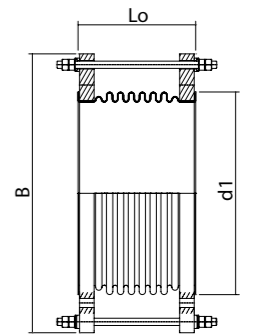


LATERAL EXPANSION JOINTS WITH LOOSE FLANGES AND TIE RODS

LA1BT / ID no. 71

PN 16 - with flange drilling according to EN1092-1

Weblink: 13202



DN Nominal diameter	MOVEMENT LA 2λN mm	LENGTH Built-in length Lo mm	ID no.	WIDTH Max. width approx. B mm	FLANGE		ADJUSTING FORCES			WEIGHT kg	DN Nominal diameter	MOVEMENT LA 2λN mm	LENGTH Built-in length Lo mm	ID no.	WIDTH Max. width approx. B mm	FLANGE		ADJUSTING FORCES			WEIGHT kg
					Thickness c mm	OFD* d1 mm	Cλ N/mm	Cp N/mm bar	Cr N/bar							Thickness c mm	OFD* d1 mm	Cλ N/mm	Cp N/mm bar	Cr N/bar	
50	9	140	71.207.10	251	18	92	55	0	9,6	7,5	450	3	250	71.219.10	758	37	520	12700	0	535	119
50	25	215	71.207.20	251	18	92	27	0	6,8	8,3	450	9	310	71.219.20	758	37	520	2600	0	452	123
65	8	145	71.208.10	271	22	107	91	0	16	9,9	450	15	345	71.219.30	758	37	520	1480	0	418	131
65	24	220	71.208.20	271	22	107	43	0	12	11,1											
80	5	155	71.209.10	286	22	122	270	0	26	11,1											
80	19	240	71.209.20	286	22	122	82	0	18	12,6											
100	6	160	71.210.10	306	22	147	434	0	40	12,7											
100	13	210	71.210.20	306	22	147	187	0	32	13,8											
125	2	150	71.211.10	336	22	178	1910	0	61	14,7											
125	9	190	71.211.20	336	22	178	354	0	52	16,0											
125	14	225	71.211.30	336	22	178	224	0	45	17,5											
150	3	175	71.212.10	371	27	208	2990	0	79	21,6											
150	7	205	71.212.20	371	27	208	680	0	71	22,2											
150	17	275	71.212.30	371	27	208	270	0	54	25,0											
200	3	180	71.214.10	442	27	258	5340	0	149	29,3											
200	11	245	71.214.20	442	27	258	564	0	116	31,2											
200	24	340	71.214.30	442	27	258	295	0	87	38,1											
250	4	215	71.215.10	507	27	320	2720	0	193	39,5											
250	10	255	71.215.20	507	27	320	919	0	171	42,5											
250	22	360	71.215.30	507	27	320	424	0	126	51,0											
300	2	200	71.216.10	562	32	375	14700	0	285	53,7											
300	8	255	71.216.20	562	32	375	1990	0	239	58,6											
300	18	345	71.216.30	562	32	375	655	0	185	69,3											
350	2	205	71.217.10	638	32	410	11600	0	376	73,0											
350	7	245	71.217.20	638	32	410	2710	0	333	77,2											
350	17	345	71.217.30	638	32	410	797	0	253	89,5											
400	4	250	71.218.10	698	37	465	7770	0	430	105											
400	10	310	71.218.20	698	37	465	1890	0	362	109											
400	15	345	71.218.30	698	37	465	1190	0	335	116											

* OFD= Outside face diameter

Design code: EN 14917

Temperature: Calculated at 20°C (EN 1333)

Minimum fatigue life: 1000 cycles

Please refer to Weblink 13202 or the QR code to access online tools and online inquiry/order form and more

information about: **Primer, connection ends, inner sleeve, cover etc.**

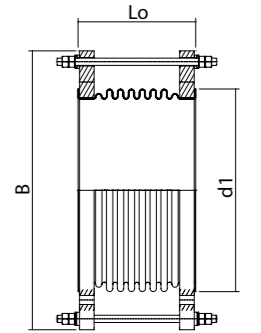


LATERAL EXPANSION JOINTS WITH LOOSE FLANGES AND TIE RODS

LA1BT / ID no. 71

PN 25 - with flange drilling according to EN1092-1

Weblink: 13202



DN Nominal diameter	MOVEMENT LA 2λN mm	LENGTH Built-in length Lo mm	ID no.	WIDTH Max. width approx. B mm	FLANGE		ADJUSTING FORCES			WEIGHT kg	DN Nominal diameter	MOVEMENT LA 2λN mm	LENGTH Built-in length Lo mm	ID no.	WIDTH Max. width approx. B mm	FLANGE		ADJUSTING FORCES			WEIGHT kg	
					Thickness c mm	OFD* d1 mm	Cλ N/mm	Cp N/mm bar	Cr N/bar							Thickness c mm	OFD* d1 mm	Cλ N/mm	Cp N/mm bar	Cr N/bar		
50	6	140	71.257.10	251	22	92	88	0	9,6	8,8												
50	16	195	71.257.20	251	22	92	50	0	7,3	9,4												
65	6	140	71.258.10	271	22	107	142	0	16	9,9												
65	21	235	71.258.20	271	22	107	59	0	9,9	11,3												
80	6	165	71.259.10	286	22	122	301	0	24	11,5												
80	12	215	71.259.20	286	22	122	156	0	19	12,4												
100	4	165	71.260.10	321	27	147	1030	0	39	17,3												
100	10	220	71.260.20	321	27	147	268	0	30	18,1												
125	6	190	71.261.10	356	27	178	647	0	51	21,4												
125	12	230	71.261.20	356	27	178	375	0	43	23,7												
150	3	200	71.262.10	402	32	208	3780	0	83	30,4												
150	12	265	71.262.20	402	32	208	492	0	65	33,2												
200	3	195	71.264.10	478	32	258	6930	0	154	41,4												
200	9	250	71.264.20	478	32	258	949	0	129	44,1												
250	2	195	71.265.10	543	32	320	14500	0	232	55,7												
250	7	250	71.265.20	543	32	320	1890	0	194	59,1												
250	13	320	71.265.30	543	32	320	912	0	161	64,1												
300	3	225	71.266.10	604	37	375	9180	0	289	80,6												
300	7	275	71.266.20	604	37	375	2310	0	248	83,4												
300	11	300	71.266.30	604	37	375	1470	0	238	88,8												
350	2	235	71.267.10	673	42	410	15200	0	334	117												
350	6	285	71.267.20	673	42	410	3190	0	288	120												
350	10	315	71.267.30	673	42	410	1870	0	272	126												

This page is intentionally left blank

* OFD= Outside face diameter

Design code: EN 14917
 Temperature: Calculated at 20°C (EN 1333)
 Minimum fatigue life: 1000 cycles

Please refer to Weblink 13202 or the QR code to access online tools and online inquiry/order form and more

information about: **Primer, connection ends, inner sleeve, cover etc.**

