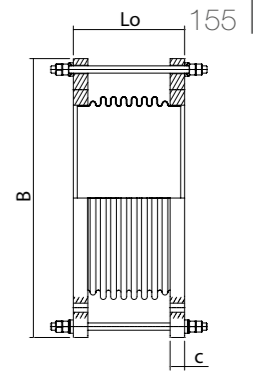


LATERAL EXPANSION JOINTS WITH WELDED FLANGES AND TIE RODS

LA1FT / ID no. 72

PN 6 - with flange drilling according to EN1092-1

Weblink: 13203



DN Nominal diameter	MOVEMENT LA 2λN mm	LENGTH Built-in length Lo mm	ID no.	WIDTH Max. width approx. B mm	FLANGE Thickness c mm	ADJUSTING FORCES			WEIGHT kg	DN Nominal diameter	MOVEMENT LA 2λN mm	LENGTH Built-in length Lo mm	ID no.	WIDTH Max. width approx. B mm	FLANGE Thickness c mm	ADJUSTING FORCES			WEIGHT kg
						CA N/mm	Cp N/mm bar	Cr N/bar								CA N/mm	Cp N/mm bar	Cr N/bar	
50	17	150	72.107.10	226	17	25	0	9,1	5,6	400	7	225	72.118.10	642	27	1270	0	406	53,2
50	43	245	72.107.20	226	17	7,6	0	6,2	6,4	400	17	290	72.118.20	642	27	450	0	335	57,8
65	12	140	72.108.10	246	17	50	0	16	6,4	400	38	435	72.118.30	642	27	242	0	234	74,9
65	32	205	72.108.20	246	17	17	0	12	7,1	450	5	210	72.119.10	697	27	3320	0	542	61,7
80	6	125	72.109.10	276	17	224	0	30	8,4	450	12	265	72.119.20	697	27	803	0	456	64,8
80	15	170	72.109.20	276	17	44	0	24	8,8	450	31	390	72.119.30	697	27	364	0	327	84,2
80	33	235	72.109.30	276	17	26	0	18	9,9	500	5	240	72.120.10	747	32	3970	0	605	76,1
100	6	135	72.110.10	296	17	275	0	46	9,2	500	16	340	72.120.20	747	32	609	0	455	80,1
100	16	175	72.110.20	296	17	91	0	38	10,0	500	33	440	72.120.30	747	32	408	0	363	102
100	39	255	72.110.30	296	17	39	0	28	12,2										
125	5	145	72.111.10	326	22	446	0	63	13,2										
125	16	195	72.111.20	326	22	104	0	50	14,0										
125	40	295	72.111.30	326	22	47	0	35	17,0										
150	5	160	72.112.10	351	22	640	0	84	14,6										
150	21	240	72.112.20	351	22	133	0	61	16,9										
150	50	344	72.112.30	351	22	59	0	44	21,2										
200	7	165	72.114.10	406	22	492	0	134	18,4										
200	22	250	72.114.20	406	22	157	0	96	22,1										
200	39	305	72.114.30	406	22	119	0	81	26,8										
250	5	165	72.115.10	461	22	1010	0	201	21,9										
250	19	250	72.115.20	461	22	266	0	146	26,1										
250	33	350	72.115.30	461	22	138	0	108	31,3										
300	5	190	72.116.10	526	27	1690	0	252	36,3										
300	12	225	72.116.20	526	27	445	0	220	38,0										
300	24	285	72.116.30	526	27	294	0	183	44,9										
350	5	180	72.117.10	576	27	2060	0	313	44,9										
350	11	225	72.117.20	576	27	536	0	264	47,8										
350	25	320	72.117.30	576	27	282	0	196	54,4										

Design code: EN 14917
 Temperature: Calculated at 20°C (EN 1333)
 Minimum fatigue life: 1000 cycles

Please refer to Weblink 13203 or the QR code to access online tools and online inquiry/order form and more

information about: **Primer, connection ends, inner sleeve, cover etc.**

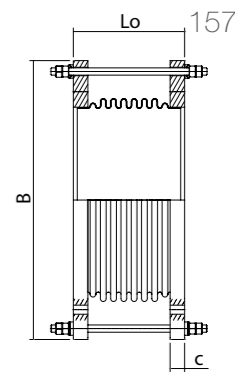


LATERAL EXPANSION JOINTS WITH WELDED FLANGES AND TIE RODS

LA1FT / ID no. 72

PN 10 - with flange drilling according to EN1092-1

Weblink: 13203



DN Nominal diameter	MOVEMENT LA 2λN mm	LENGTH Built-in length Lo mm	ID no.	WIDTH Max. width approx. B mm	FLANGE Thickness c mm	ADJUSTING FORCES			WEIGHT kg	DN Nominal diameter	MOVEMENT LA 2λN mm	LENGTH Built-in length Lo mm	ID no.	WIDTH Max. width approx. B mm	FLANGE Thickness c mm	ADJUSTING FORCES			WEIGHT kg
						CA N/mm	Cp N/mm bar	Cr N/bar								CA N/mm	Cp N/mm bar	Cr N/bar	
50	10	130	72.157.10	251	18	53	0	11	7,5	400	3	190	72.168.10	683	32	10700	0	522	77,8
50	25	200	72.157.20	251	18	18	0	7,3	8,1	400	15	305	72.168.20	683	32	720	0	366	84,1
65	9	140	72.158.10	271	22	80	0	16	9,9	400	27	375	72.168.30	683	32	534	0	306	97,0
65	21	205	72.158.20	271	22	29	0	12	10,5	450	6	230	72.169.10	733	32	3810	0	566	86,8
80	5	135	72.159.10	286	22	263	0	28	11,1	450	14	295	72.169.20	733	32	1290	0	473	95,8
80	25	215	72.159.20	286	22	66	0	19	12,4	450	32	430	72.169.30	733	32	558	0	344	120
80	26	245	72.159.30	286	22	42	0	17	12,6	500	2	210	72.170.10	788	37	29800	0	745	106
100	6	140	72.160.10	306	22	406	0	44	12,3	500	10	290	72.170.20	788	37	2700	0	588	116
100	12	175	72.160.20	306	22	126	0	37	13,0	500	25	410	72.170.30	788	37	800	0	443	130
100	30	270	72.160.30	306	22	60	0	25	14,7										
125	5	135	72.161.10	336	22	458	0	66	14,6										
125	11	175	72.161.20	336	22	185	0	53	15,2										
125	25	255	72.161.30	336	22	96	0	39	17,5										
150	3	150	72.162.10	371	27	2050	0	87	20,9										
150	15	230	72.162.20	371	27	198	0	63	23,0										
150	31	330	72.162.30	371	27	102	0	45	25,0										
200	4	170	72.164.10	426	27	2250	0	130	27,1										
200	12	215	72.164.20	426	27	382	0	110	28,7										
200	24	285	72.164.30	426	27	217	0	85	33,1										
250	3	170	72.165.10	497	27	4020	0	231	33,3										
250	10	215	72.165.20	497	27	663	0	197	35,5										
250	23	300	72.165.30	497	27	314	0	147	42,6										
300	3	165	72.166.10	531	27	5420	0	282	39,5										
300	14	255	72.166.20	531	27	588	0	200	44,5										
300	26	330	72.166.30	531	27	386	0	161	55,3										
350	3	165	72.167.10	607	27	6580	0	392	54,0										
350	10	220	72.167.20	607	27	1190	0	322	57,7										
350	19	300	72.167.30	607	27	525	0	245	64,9										

Design code: EN 14917
 Temperature: Calculated at 20°C (EN 1333)
 Minimum fatigue life: 1000 cycles

Please refer to Weblink 13203 or the QR code to access online tools and online inquiry/order form and more

information about: **Primer, connection ends, inner sleeve, cover etc.**

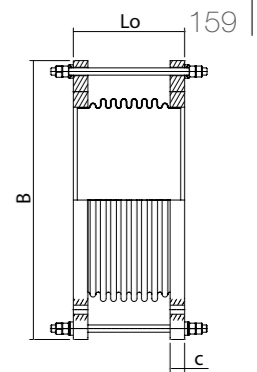


LATERAL EXPANSION JOINTS WITH WELDED FLANGES AND TIE RODS

LA1FT / ID no. 72

PN 16 - with flange drilling according to EN1092-1

Weblink: 13203



DN Nominal diameter	MOVEMENT LA 2λN mm	LENGTH Built-in length Lo mm	ID no.	WIDTH Max. width approx. B mm	FLANGE Thickness c mm	ADJUSTING FORCES			WEIGHT kg	DN Nominal diameter	MOVEMENT LA 2λN mm	LENGTH Built-in length Lo mm	ID no.	WIDTH Max. width approx. B mm	FLANGE Thickness c mm	ADJUSTING FORCES			WEIGHT kg
						CA N/mm	Cp N/mm bar	Cr N/bar								CA N/mm	Cp N/mm bar	Cr N/bar	
50	9	130	72.207.10	251	18	57	0	11	7,5	450	3	225	72.219.10	758	37	12700	0	572	119
50	25	210	72.207.20	251	18	26	0	6,8	8,3	450	9	290	72.219.20	758	37	2510	0	471	123
65	8	140	72.208.10	271	22	87	0	16	9,9	450	15	320	72.219.30	758	37	1480	0	439	128
65	24	215	72.208.20	271	22	42	0	12	11,1										
80	5	135	72.209.10	286	22	263	0	28	11,1										
80	19	215	72.209.20	286	22	83	0	19	12,4										
100	6	140	72.210.10	306	22	406	0	44	12,3										
100	13	190	72.210.20	306	22	179	0	34	13,5										
125	2	125	72.211.10	336	22	2030	0	69	14,6										
125	9	165	72.211.20	336	22	365	0	57	15,7										
125	14	200	72.211.30	336	22	230	0	48	17,3										
150	3	155	72.212.10	371	27	2820	0	86	21,0										
150	8	185	72.212.20	371	27	585	0	76	21,8										
150	17	250	72.212.30	371	27	273	0	58	25,0										
200	3	155	72.214.10	442	27	5540	0	163	29,1										
200	11	225	72.214.20	442	27	542	0	123	31,2										
200	24	315	72.214.30	442	27	295	0	92	37,9										
250	4	195	72.215.10	507	27	2660	0	206	38,5										
250	10	235	72.215.20	507	27	885	0	180	42,2										
250	22	335	72.215.30	507	27	424	0	133	51,0										
300	2	175	72.216.10	562	32	15200	0	311	53,7										
300	8	230	72.216.20	562	32	2020	0	256	58,3										
300	18	320	72.216.30	562	32	655	0	194	69,0										
350	3	185	72.217.10	638	32	8270	0	400	72,7										
350	7	220	72.217.20	638	32	2710	0	356	76,9										
350	17	320	72.217.30	638	32	797	0	266	89,2										
400	4	225	72.218.10	698	37	7980	0	459	105										
400	10	290	72.218.20	698	37	1820	0	378	109										
400	15	320	72.218.30	698	37	1190	0	351	113										

Design code: EN 14917

Temperature: Calculated at 20°C (EN 1333)

Minimum fatigue life: 1000 cycles

Please refer to Weblink 13203 or the QR code to access online tools and online inquiry/order form and more

information about: **Primer, connection ends, inner sleeve, cover etc.**

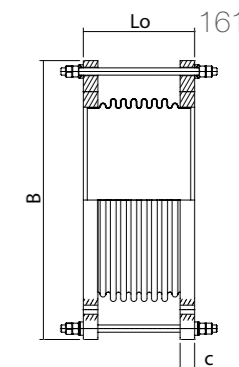


LATERAL EXPANSION JOINTS WITH WELDED FLANGES AND TIE RODS

LA1FT / ID no. 72

PN 25 - with flange drilling according to EN1092-1

Weblink: 13203



DN Nominal diameter	MOVEMENT LA 2λN mm	LENGTH Built-in length Lo mm	ID no.	WIDTH Max. width approx. B mm	FLANGE Thickness c mm	ADJUSTING FORCES			WEIGHT kg	DN Nominal diameter	MOVEMENT LA 2λN mm	LENGTH Built-in length Lo mm	ID no.	WIDTH Max. width approx. B mm	FLANGE Thickness c mm	ADJUSTING FORCES			WEIGHT kg	
						CA N/mm	Cp N/mm bar	Cr N/bar								CA N/mm	Cp N/mm bar	Cr N/bar		
50	6	130	72.257.10	251	22	94	0	11	8,8											
50	16	185	72.257.20	251	22	51	0	7,6	9,3											
65	6	135	72.258.10	271	22	142	0	16	9,9											
65	21	230	72.258.20	271	22	59	0	9,9	11,3											
80	5	140	72.259.10	286	22	374	0	27	11,3											
80	12	190	72.259.20	286	22	159	0	21	12,4											
100	4	140	72.260.10	321	27	1130	0	43	17,1											
100	10	200	72.260.20	321	27	263	0	32	17,7											
125	5	165	72.261.10	356	27	780	0	56	21,4											
125	12	210	72.261.20	356	27	357	0	46	23,5											
150	3	175	72.262.10	402	32	3900	0	91	29,9											
150	12	245	72.262.20	402	32	473	0	69	32,2											
200	3	170	72.264.10	478	32	6930	0	167	41,4											
200	9	225	72.264.20	478	32	961	0	138	42,7											
250	2	175	72.265.10	543	32	13200	0	247	54,6											
250	7	225	72.265.20	543	32	1940	0	207	59,1											
250	13	295	72.265.30	543	32	912	0	169	63,8											
300	3	200	72.266.10	604	37	9390	0	311	80,6											
300	7	255	72.266.20	604	37	2220	0	260	83,4											
300	11	275	72.266.30	604	37	1470	0	251	88,4											
350	2	210	72.267.10	673	42	15500	0	359	116											
350	6	265	72.267.20	673	42	3070	0	301	117											
350	10	290	72.267.30	673	42	1870	0	287	123											

This page is intentionally left blank

Design code: EN 14917
 Temperature: Calculated at 20°C (EN 1333)
 Minimum fatigue life: 1000 cycles

Please refer to Weblink 13203 or the QR code to access online tools and online inquiry/order form and more

information about: **Primer, connection ends, inner sleeve, cover etc.**

